

## The practical accessories



**Micro-hand transmitter**

Particularly handy - for your coat pocket or handbag



**2-channel hand transmitter**

For door opening and an extra selection function



**4-channel hand transmitter**

For more than two functions

### Extra convenience: all components optionally wireless-controlled or wired



**Wireless-controlled push button**

Simple to fit without wiring on the garage wall.



**Key switch**

For opening and closing from outside - alternatively as surface or in-wall version



**Code button set**

Door security assured through a two to six-digit number combination as access code - weather-protected, battery-supplied or with current from the control system

### A further accessory:



**Light barrier**

For still more security: additional protection in the movement area of the door. Design variants at your Novoferm stockist!



**Emergency unlocking**

Even given a power cut: the door can be manually opened from outside. Needed for garages without a side or pass door.

# Overview of technology and sizes

## Dimensions and scope of delivery

Operator head	Novomatic 403		Novomatic 553			Novomatic 803			
<i>With track:</i>	<i>ZS = Belt rail</i>								
	ZS20	ZS30	ZS20	ZS30	ZS40	ZS20	ZS30	ZS40	
suitable for	Up-and-over doors Novoferm K® – BR (mm)	W: 3000 H: 2500	W: 3000 H: 2750	W: 3000 H: 2500	W: 3000 H: 2750	– –	– –	– –	– –
	Up-and-over doors Novoferm M® – BR (mm)	W: 5000 H: 2500	W: 5000 H: 2750	W: 5000 H: 2500	W: 5000 H: 2750	–	W: 5000 H: 2500	W: 5000 H: 2750	–
	Sectional doors iso 9/iso 20 to BR (mm)	W: 3000 H: 2375	W: 3000 H: 2500	W: 3000 H: 2375	W: 3000 H: 2500	W: 3000 H: 2750	–	–	–
	Sectional doors Novoferm E® (VL) to BR (mm)	W: 3000 H: 2375	W: 3000 H: 2500	W: 5000 H: 2375	W: 5000 H: 2500	W: 5000 H: 3125	W: 5000 H: 2250	W: 5000 H: 2500	W: 5000 H: 3125
	Sectional doors Novoferm E® (HL) to BR (mm)	W: 3000 H: 2250	W: 3000 H: 2375	W: 5000 H: 2250	W: 5000 H: 2375	W: 5000 H: 3125	W: 5000 H: 2125	W: 5000 H: 2375	W: 5000 H: 3125
	Overall length of the operator (mm) (including track)	3350	3600	3350	3600	4350	3350	3600	4350
	Maximum slide distance (mm)	2560	2810	2560	2810	3560	2560	2810	3560
	Track length (mm)	3028	3278	3028	3278	4028	3028	3278	4028
	Clearance needed (mm)	35 (see drawing page 4)		35 (see drawing page 4)			35 (see drawing page 4)		

*VL = front-mounted torsion spring HL = rear-mounted torsion spring (all sizes in mm)*

Operator head	Novomatic 403	Novomatic 553	Novomatic 803
max. tension and pressure*	500 N	700 N	1000 N
Connection voltage	230 V/50 Hz	230 V/50 Hz	230 V/50 Hz
Operating current	0.9 A	1.25 A	2 A
Motor operating voltage	24 V direct current	24 V direct current	24 V direct current
Power input - operations	200 W	280 W	450 W
Power input at non-operation	4 W	4 W	7 W
Protection class	only for non-damp rooms	only for non-damp rooms	only for non-damp rooms
Weight of operator head approx.	3,9 kg	4,7 kg	6,7 kg
Running speed	17 cm/s, Soft startup/Soft stop		17 cm/s, Soft startup/Soft stop
Control	microprocessor-controlled		microprocessor-controlled
Control sequence	<ol style="list-style-type: none"> <li>Pulse = operator runs</li> <li>Pulse = operator stops</li> <li>Pulse = running direction reversal</li> </ol>		<ol style="list-style-type: none"> <li>Pulse = operator runs</li> <li>Pulse = operator stops</li> <li>Pulse = running direction reversal</li> </ol>
Wireless control	433 MHz with KeeLoq changing code		433 MHz with KeeLoq changing code for single garages or fixed code wireless control for open garages, HS not in the scope of supply
Lighting	230 V, 40 W, E 27, external lighting (up to 500 W) can also be connected		230 V, 40 W, E 27, external lighting (up to 500 W) can also be connected, current pulse switch "EITako" for staircase light available
Extra lamp	max. 500 W external lighting or warning lamp		external max. 500 W lighting or warning lamp
Extra function	adjustable 60 s - 4 min. lighting time or warning light		adjustable 60 s - 4 min. lighting time or warning light, automatic closing after pre-set keep-open time <sup>1)</sup> , one-way control <sup>1)2)</sup>
Shutdown automatic device	separately adjustable power limitation for both running directions, 10-setting precise adjustment		separately adjustable power limitation for both running directions, 10-setting precise adjustment
Security device	automatic power adjustment with 2 processor security technology, reversing when closing, partial reversing before close position, stop when opening		automatic power adjustment with 2 processor security technology, reversing when closing, partial reversing before close position, stop when opening
Limit shutdown	microprocessor-controlled distance detection with position check		microprocessor-controlled distance detection with position check
Running time limitation	motor is automatically shut down after running for 90 s		motor is automatically shut down after running for 90 s
Blocking protection	in addition to the shutdown automatic device, motor stoppage is detected		in addition to the shutdown automatic device, motor stoppage is detected
Track	pre-assembled galvanised C-profile, chain or belt		pre-assembled galvanised C-profile, chain or belt
Emergency unlocking - outside	can be supplied as an extra		can be supplied as an extra for manual opening
Guarantee	24 months		24 months
Safety test	TÜV-checked, CE symbol, GS symbol		TÜV-checked, CE symbol, GS symbol

<sup>1)</sup> only to be operated together with a light barrier (extra) <sup>2)</sup> only to be operated together with a traffic light control system (extra)  
\* measured in keeping with RAL GZ 740

Novoferm sales partners:



**Novoferm GmbH**

Isselburger Straße 31, D-46459 Rees-Haldern

Tel: +49 (0) 2850/910-0, Fax: +49 (0) 2850/910-650

http://www.novoferm.com, E-Mail: sales@novoferm.com



# ***Novomatic door operators***

***for up-and-over and sectional doors***



***Doors close to perfection!***

# Everything for your convenience and security

No need for anyone today to do without the convenience of an automatic garage door.

Come out in favour of up-to-the-minute technology in keeping with the latest European safety directives and incorporate the right operator into your garage door.

The perfectly adjusted operators for Novoferm up-and-over and sectional doors are quick and easy to fit and also suitable for retrofitting other door makes.



- ✓ Soft startup / soft stop function
- ✓ Shutdown automatic device
- ✓ Changing code remote control
- ✓ 2-channel hand transmitter
- ✓ Super quiet belt
- ✓ Adjustable garage lighting
- ✓ Outside lighting can be connected
- ✓ Power economizer
- ✓ Easy and rapid fitting

**Tested safety and quality**



**24 MONTHS MANUFACTURER'S GUARANTEE**




**Rapid unlocking**

In the event of a power cut, the door can be manually operated on pressing the snap unlocking mechanism.



**Shutdown automatic device**

The door is self-monitoring. On touching an obstacle when closing, it immediately stops and returns to the full open position. On being opened, the door immediately stops and stays in that position.



**Burglar resistance**

The electronically monitored push-up safeguard together with self-resisting gearing provides a maximum degree of security. Hardly a chance therefore for burglars.



## Perfection down to the last detail

### Standard 2-channel changing code hand transmitter:

Ergonomic in design, breakage-resistant, absolutely safe from manipulation thanks to automatic signal decoding.

With practical scope for selection for the second channel:

- for switching on the outside lighting
- for operating another door
- for activating an alarm system




### Programming

The menu has everything: 7-segment display and 3-button technology at the operator head.



### Fastening at the ceiling

Simple installation since the anchor - if required - can be moved on the rail.



### Belt

Extremely quiet and dependable thanks to the oil and acid-proof belt. Can also be supplied with sturdy roller chain, if required.



### Power economizer

Particularly energy-saving as standby only uses 4 watts.



### Garage lighting

Directly at the operator head. If wanted, 60 to 240 seconds of 40 watt lighting.



### Outside lighting

Can be directly connected: Hand transmitter for switching on, automatic switch off, for 500 watt maximum lamps.

# Hardware and installation on the high-tech rail

## The powerful motor units

For optimally fitting out your garage door, 3 models can be supplied:

- **Novomatic 403 (500N)** for garage doors up to 5000 mm in width (max. 10 m<sup>2</sup> door leaf surface)
- **Novomatic 553 (700N)** for garage doors up to 5000 mm in width, particularly heavy wooden doors or doors with pass door
- **Novomatic 803 (1000N)** specially for doors in underground car parks which are often used and need automatic control systems

### Novomatic 803 in underground car parks:

- for doors up to 5000 mm in width and 3125 mm in height
- for open garages with up to 20 parking spaces
- extendable with automatic approach or traffic light control
- varied functions and a wide range of accessories
- at your Novoferm stockist!



*Signal lamp for assured traffic control. Never any obstacles !*



*90° or 180° turned operator head for saving on valuable slide-in depth space*



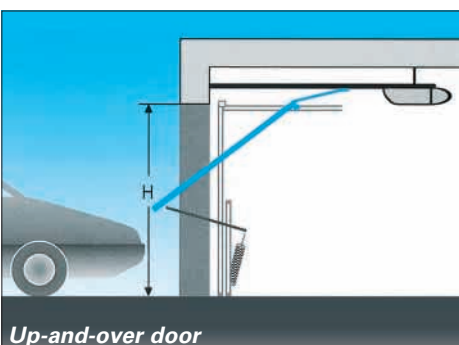
*Simple and rapid electrical installation. Terminals easily accessible from outside: Convenient adapter terminals for safe connections*



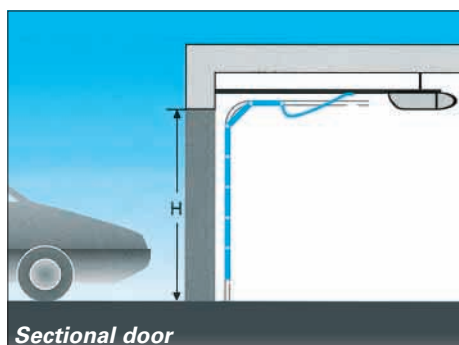
*Console for up-and-over doors and iso 20 sectional doors (scope of delivery)*



*... and all sectional doors (accessory)*



*Up-and-over door*



*Sectional door*

